

Solas Chríost National School



Weekly Home Learning Plan

Class level: Junior S&L

Week 5: Tuesday 5th May to Friday 8th May 2020

*All links in [Blue](#) are websites to access, just click to access

To Parents/Guardians,

I hope

you are all continuing to stay safe and well during this difficult time.

I hope that the home learning plans are some support and help to you in your efforts at homeschooling. I am aware that many of you are working from home and also that some of you are frontline workers and will try to provide work that your child can do independently. I understand that these are stressful times for families and want you to know that I only want you to do what you can do in terms of schoolwork with your child. The main things for your child to do are Maths, Reading, words, phonics and daily exercise. It's also a good idea to get your child to practice writing their name and the date of their birthday. It is important that your child knows that it's ok if they don't get everything done but please remind them to complete their work slowly and carefully. Encourage them to keep a diary of this time even if it's a few short sentences or even a picture of what they did on a particular day.

I tried contacting you last week just to see how your child was doing and how they were finding the work provided by me, I will try again this week to chat with any parent I did not speak to. I will be using a private number just in case you see it on your phone. Hopefully, soon the school will have Aladin Connect up and running where you will be able to contact me directly in relation to any difficulties you may be having. The children can also upload any work, which they have completed for me to correct if they or you would like me to see it. We will be uploading work weekly until the school reopens. Please let the school know if there is anything, we can do to help your child by using the email info@solaschriost.ie.

Stay safe and hopefully I will see you all soon.

Kind regards,

Mr A.McDonnell

To My Class

Hello to you all, I hope you are keeping well and keeping busy at home. I know for some of you it is hard but I hope that you are listening and being good for your parents and that you are doing as much of your schoolwork as you can. It is important that you continue with your reading and phonics at home. I have also included some nice Art and colouring activities for you to complete at home and I know you always loved doing art and some colouring in class. I hope you are continuing to help at home and washing your hands like we did in school. This won't last forever and I hope we will see each other again soon as I have enjoyed teaching you every day.

Stay safe and see you soon,

Mr.Mc Donnell

Maths

- Maths Games: Hit The button. ([topmarks](#))
- Click Number bonds and click addition to 10 and 20
- [Number line and hundred square](#)
- [Mental maths train game](#)

- Lots of Maths games available at

<https://home.oxfordowl.co.uk/kids-activities/fun-maths-games-and-activities/#7-9>

- Ixl Maths Games
- click on link and then click on measurement

Literacy

**More Literacy activities*
Below plan: communication activities

Reading:

Oxford Reading ebooks:

<https://www.oxfordowl.co.uk/>.

Click on My Class Login

My class name: s&ljunior

Password: Solaschriost

Then click on My Bookshelf and start at age 5-6.

Move up an age if books too easy or move down in age if books too hard.

- <https://www.readinga-z.com/> Similar to PM Readers with a fantastic range of titles

Theme: The Garden Centre

Non-fiction book: [The Garden](#)

Phonics

Revision of phonics

r, m, d(phonics copy 1/2)
<https://www.jollylearning.co.uk/resource-bank/> To hear the sounds.

Revise over these three phonics and write out 5 words for each and write a sentence for two of the words in each.

[Phonics worksheets:](#)

Phonics Games: [Phonics Bloom](#)

New Phonics

- Sn
- watch these two videos.

Art

- Create a weather mobile at home using five easy steps. ([Weather mobile instructions](#))

- [Activities With household items.](#)

Colouring Activities

[Farm animals](#)

[Farmyard](#)

[Spring](#)

[Unicorns](#)

[ixl Maths games senior infants](#) R1-R5
[ixl maths games first class](#) Q1-Q6
[ixl maths games 2nd class](#) Q1-Q5.

MathsActivities

<https://www.pdst.ie/sites/default/files/RSGM%20Counting%20Activities.pdf>

Senior infants

3-D Shapes

- Revise 2D shape names - square, rectangle, circle, triangle, semi circle, oval and find each shape in the house
- Look at and sing along with this song to remind you of the names of the 3D shapes
<https://www.youtube.com/watch?v=guNdJ5MtX1A>

Fiction book: [Luna's Escape](#)

Genre story: [Getting ready for spring](#)

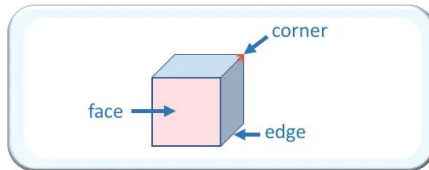
- Click on the play button to read the pages and then get the child to repeat the page that has been read.
- Ask questions on the book throughout.
- where, which, who,
- why, when etc.







Words

- Write down difficult words in the story on flashcards and practice saying them.
- Listen to the story *jack and the beanstalk* (YouTube/Resources on www.twinkl.ie) (account login below)

- <https://www.youtube.com/watch?v=PXsxNmYNoJE>
- <https://www.youtube.com/watch?v=FSFR8VLwj3Q>
- [Sn words](#) (Click link to open image)
- write out Sn words in your phonics copy 7.
- Practice saying the words and maybe try coming up with a sentence for two of the words.
- Sp
- watch these two videos.

- Find examples of cube, cone, sphere and cylinder, cuboid in the house
- Using the 3-D shapes see if they can roll along the floor.
- Count how many corners, edges, and faces the 3-d shape has.



<p>Cube</p>  <p>6 faces 12 edges 8 corners</p>	<p>Cuboid</p>  <p>6 faces 12 edges 4 corners</p>	<p>Cylinder</p>  <p>3 faces 2 curved sides 0 corners</p>
<p>Pyramid</p>  <p>5 faces 8 edges 5 corners</p>	<p>Cone</p>  <p>2 faces 1 curved edge 1 corner</p>	<p>Sphere</p>  <p>1 curved face 0 edges 0 corners</p>

- [Ebook](#) Click on link and click download to get the ebook/flipbook.
- [Story read aloud](#)

Writing

Handwriting work: One sheet per day.

Book Report

Complete book report on a reading book/story.

***Try writing full sentences:**
The characters in my book are...

My book is about.....

- News for the weekend
- Write news on Monday and wednesday.

Today is (Day)the (date)of (month)2020

- What did you do at the weekend/day .?

- <https://www.youtube.com/watch?v=cjc0QmLq9wg>
- <https://www.youtube.com/watch?v=tHFNNAh4FI>

- [Sp words](#) (Click link to open image)
- write out SP words in your phonics copy 7.

- Revise over the days of the week and months of the year though songs

[Days of week](#)

[Months of the Year](#)

[Seasons of the year](#)

- *Notice numbers and other maths in your environment. What numbers can you see?*
- Adding on the numberline by 'counting on'
- Writing addition sums corresponding to 'counting on the number line'
- *Dice addition -throw a dice (or 2) and add the numbers.*

- Who was with you with.?
- Where did you go?
- When did you go?

Complete the calendar each day on [starfall](#).

Oral Language

[Gill Explore](#)

Open unit 7 of oral language and interactive resources and click on

Read the Poem: Maytime magic.

practice reading line by line. Try adding actions while you read.

Pick out the tricky words and practice saying them.

- [Senior infants 3D shape work](#)
(click blue link to view and print)

[Senior infant revision work](#)

First/Second class

3-D Shapes

- Revise 2D shape names - square, rectangle, circle, triangle, semi circle, oval and find each shape in the house
- Look at and sing along with this song to remind you of the names of the 3D shapes
<https://www.youtube.com/watch?v=guNdJ5MtX1A>
- Find examples of cube, cone, sphere and cylinder, cuboid in the house
- Using the 3-D shapes see if they can roll along the floor.
- Count how many corners, edges, and faces the 3-d shape has.

Maytime magic Activity and poster activity

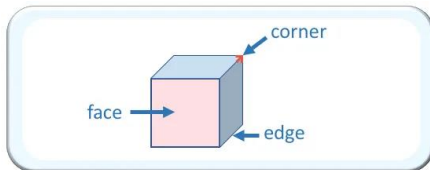
Oral language poster. (story mode)







- listen to the story and ask the children questions on the poster.
- When in story click on the binoculars icon and click on the eye icon to play "I spy on the story"
- Then click the question mark icon to " Give questions on the story"
- Play the balloon pop activity with the children also in the interactive resources.

New Word List:

[Words](#)

Click on the link to access the second grade dolch list.



<p>Cube</p>  <p>6 faces 12 edges 8 corners</p>	<p>Cuboid</p>  <p>6 faces 12 edges 4 corners</p>	<p>Cylinder</p>  <p>3 faces 2 curved sides 0 corners</p>
<p>Pyramid</p>  <p>5 faces 8 edges 5 corners</p>	<p>Cone</p>  <p>2 faces 1 curved edge 1 corner</p>	<p>Sphere</p>  <p>1 curved face 0 edges 0 corners</p>

[First/second 3-D shape work](#)
(click blue link to view and print)

[First/Second Revision work](#)

- Revise over the days of the week and months of the year though songs

For this week do the next six words including those from previous week **Always - their**

Roll and read cards for words

Word games using a dice for words completed by the children in class.

use roll and read cards pre-primer - Second grade

[Days of week](#)

[Months of the Year](#)

[Seasons of the year](#)

- Adding on the number line by 'counting on'
- Writing addition sums corresponding to 'counting on the number line'
- *Dice addition - throw two dice (or 3) and add the numbers.*

[First/second capacity work](#)
(click blue link to view and print)

[First/Second Revision work](#)

--	--	--	--

History

- Sequence and retell the story "The little red hen "
- [Jack and the beanstalk sequencing activity](#)
- Draw three pictures showing the beginning middle and end of the story.

Geography

- Discuss weather at home describing what the weather is like.
- Look through the powerpoint for different types of weather ([powerpoint](#))
- Record the weather through using a weather chart. ([weather chart](#)).
- Complete the weather diary of the daily weather ([weather diary](#))
- [Nat geo for kids](#)

Science

Science activity:

- Continue to Water the plant which you planted.
- Record what happens each week. Can you see any change? is the plant beginning to grow?
- Activity 2
Heat and temperature
- www.edcolearning.ie
- Username: primaryedcbooks
- Password: edco2020
- Go to 'Window on the World 2', Unit 16 Heat and temperature pgs 34-35
- Explore with supervision, which of the four household items could be used to keep the hot chocolate hotter for longer

Active Learning

YouTube

- PE with Joe
- Cosmic Kids Yoga.
- The Learning station.

[GoNoodle](#)

[Rte 10@10](#)

Drama: Play charades with your family!

https://www.momsandmunchkins.ca/kids-charades-ideas/#_a5y_p=3034909

SPHE

		<ul style="list-style-type: none">● Record your results outlining which was the best out of the four materials. <p>Check out this link for more fun science experiments to try at home https://www.sfi.ie/engagement/discover-primary-science-and-maths/resources/stem-at-home/</p>	<ul style="list-style-type: none">● Mindfulness https://www.youtube.com/watch?v=K7FUbtacds● Lucy in Lockdown. story for children to help with understanding of the lockdown during covid-19 <p>Religion(second class)</p> <ul style="list-style-type: none">● Learn the Prayer Before Communion (third last on the list)
--	--	--	---

			<p>http://education.dublindiocese.ie/2016/06/08/gil-prayers/</p> <ul style="list-style-type: none">● <u>Prayer before communion</u>● Learn the Prayer After Communion (second last on the list) http://education.dublindiocese.ie/2016/06/08/gil-prayers/
--	--	--	--

Literacy activities

Rapidly naming things in different categories

Give child one minute to name things that belong to a certain category.

1. Farm animals
2. Zoo animals
5. Furniture
6. Types of vehicles
7. Shops
8. Occupations
9. Hobbies
10. Sweets
11. Toys
12. Fruit
13. Clothes
14. Countries
15. Insects
16. Computer games

Brain storming Child to name as many things in one or two minutes. Accept reasonable responses.

1. Items that wear out quickly
2. Items that last a long time
3. Words that rhyme with a given word e.g. sun, bun, fun
4. Words that begin or end with given sounds, prefixes, suffixes e.g. st.. .un.. .ish
5. Items in a given category e.g. fruits, vegetables, flowers, song titles, t.v. shows
6. Things people do in cold weather
7. Things you would see on a farm
8. Things in which people can travel
9. Things that make loud noises
10. Things that are usually coloured red
11. Things one might see in familiar locations e.g. airport, square
12. Things that are usually coloured green

- 17. Musical instruments
- 18. Teachers in school

Describing similarities and differences between objects

- 1. chair, stool
- 2. cat, elephant
- 3. river, lake
- 4. rollerblades, skateboard.
- 5. shoe, boot
- 6. car, lorry
- 7. eyebrow, eyelash
- 8. light, torch
- 9. swan, goose
- 10. shoe, sock
- 11. picture, blind
- 12. jumper, cardigan
- 13. doctor, nurse
- 14. school, cinema
- 15. hand, foot
- 16. book, copy

- 13. Things we do in warm weather
- 14. Things to see en-route to school
- 15. Things that are expensive
- 17. Words that rhyme with, show/can/lick etc.
- 18. Children's names
- 19. Items in my kitchen / bedroom
- 20. Programmes on television
- What would you do if...

- 1. If you were at the Square and forgot where you had arranged to meet your friend.
- 2. If you dropped a glass of water on the floor.
- 3. If you arrived home from school and there was nobody at home.
- 4. If you got lost.
- 5. If you won €100.
- 6. If your money was stolen.
- 7. If you couldn't find your clothes after swimming.
- 8. If you couldn't do your homework.
- 9. If you were accused in the wrong.
- 10. If your baby brother/sister went missing.
- 11. If your house was burgled.
- 12. If you got soaked on the way to school.
- 13. If your T.V was broken.
- 14. If you woke up in the year 1916.

17. shower, bath 18. policeman, postman 19. butcher, baker 20. glasses, binoculars	15. If you were in town and saw a robbery. 16. If your house got burned. 17. If you had no milk for breakfast. 18. If you saw a mouse in the kitchen. 19. If the baby scribbled on your library book. 20. If a stranger offered you a lift.
---	--

Ideas for Talking Everyday

- sit down at breakfast and plan your day
- Give a daily weather report
- play a game where you describe something and others guess what it is
- tell each other what the best thing is you have ever done
- tell each other what the worst thing you have ever eaten is
- find a location on a map and discuss what you know about it
- create oral stories
- find two objects and compare them (what is the same/what is different)
- Have a parent teach you a card game
- Describe your dream holiday
- Tell each other about your favourite smell
- Make phone calls to friends or relatives
- skype or facetime with grandparents or people overseas

- read a story and retell it
- tell each other something you are grateful for
- tell each other something you like about them
- share information on a topic that you choose
- play games like 'Guess Who'

Ideas for Reading Everyday

- read the day / month on the calendar
- Read magazines
- read online articles
- read newspapers or junk mail
- Read the weather forecast online or in a newspaper
- look at a book cover and predict what it is going to be about
- read signs on a drive or walk
- read a story then act it out
- read a recipe then cook it
- create a list of things to do and read them as you tick them off
- read letters or emails from family / friends and talk about the message
- read instructions to build or create something and do it
- read a story and discuss your favourite character
- read a chapter of a novel each day. Discuss the chapter you have read and talk about what might happen next
- Read the ingredients on the back of your breakfast cereal

Ideas for Writing Everyday (letters / cards etc can be fictional)

- Write a shopping list
- write a daily plan
- Write a to-do list
- write a daily diary
- write a letter (to your teacher / to a family member you cannot see at the minute / to a friend)
- write a note to a friend you haven't seen for a while
- write and design a positive poster and display it in your home
- write a card and send it
- write a book report
- write your name in different writing and colours
- write a get well card to someone in hospital
- write a thank you card to someone
- write a sign telling others to wash their hands properly
- write a recipe
- write a story
- write answers to questions
- write a list of all the things you will do when we can go back to school
- write a list of all the books you read during this time off

For a variety of extra resources, broken down into different categories, visit

https://padlet.com/susan_b_gavin/xaxa8mv1axmi?fbclid=IwAR3vBfPOHBKfMAzX-JyldQUJbxFB5N3EjCl6bJ-98gZ_VaVt3gDgxH7QFQ

How to Create Online Accounts

Folens: *(Planet Maths, Reading Zone, Am Don Léamh, Abair Liom etc.)*

v Go to <https://www.folensonline.ie/> > Click register > Select Teacher > Create username, email and password > For roll number use the code **Prim20** > Click register

Twinkl: One Month Free *(Online resources across curriculum areas)*

v Go to <https://www.twinkl.ie/offer> > Under 'New to Twinkl' enter own email and create password > Occupation = parent/ home educator > Offer Code = IRLTWINKLHELPS > Click signup

CJ Fallon: *(History/Geography/Science Quest, Word Wise, Busy at Maths, Bun go Barr, Small World etc.)*

v Go to <https://my.cjfallon.ie/dashboard/student-resources/?levels=0&classes=0&subjects=0&serieses=0&booktitles=0&types%5B0%5D=Book+Sample> > Select class level and book > Click 'eye' icon to view.

Edco: (*Bua na Cainte, Exercise your English, Maths Time, Operation Maths, Window on the World etc*)

v Go to <https://www.edcolearning.ie/User/Login> > Username = primaryedcobooks > Password = edco2020 > Click login